

NC State University Peer Comparison of American Research Libraries

2011 American Research Library Investment Rank

Institution	ARL Investment Index Score	Rank in ARL Investment Index
Penn State University	1.35	10
Ohio State University	1.04	14
U Illinois Urbana-Champaign	1.03	15
U Wisconsin -Madison	0.91	18
Texas A & M University	0.72	24
U Florida	0.34	28
N C State University	0.23	31
Rutgers University	0.22	33
Michigan State University	0.09	39
U Arizona	0.00	41
U Maryland -College Park	-0.02	44
Purdue University	-0.21	55
Iowa State University	-0.50	71
UC-Davis	-0.65	89
Colorado State	-0.68	91
Virginia Tech	-0.85	101
Georgia Tech	-1.02	110

Source: The Association of Research Libraries (ARL)

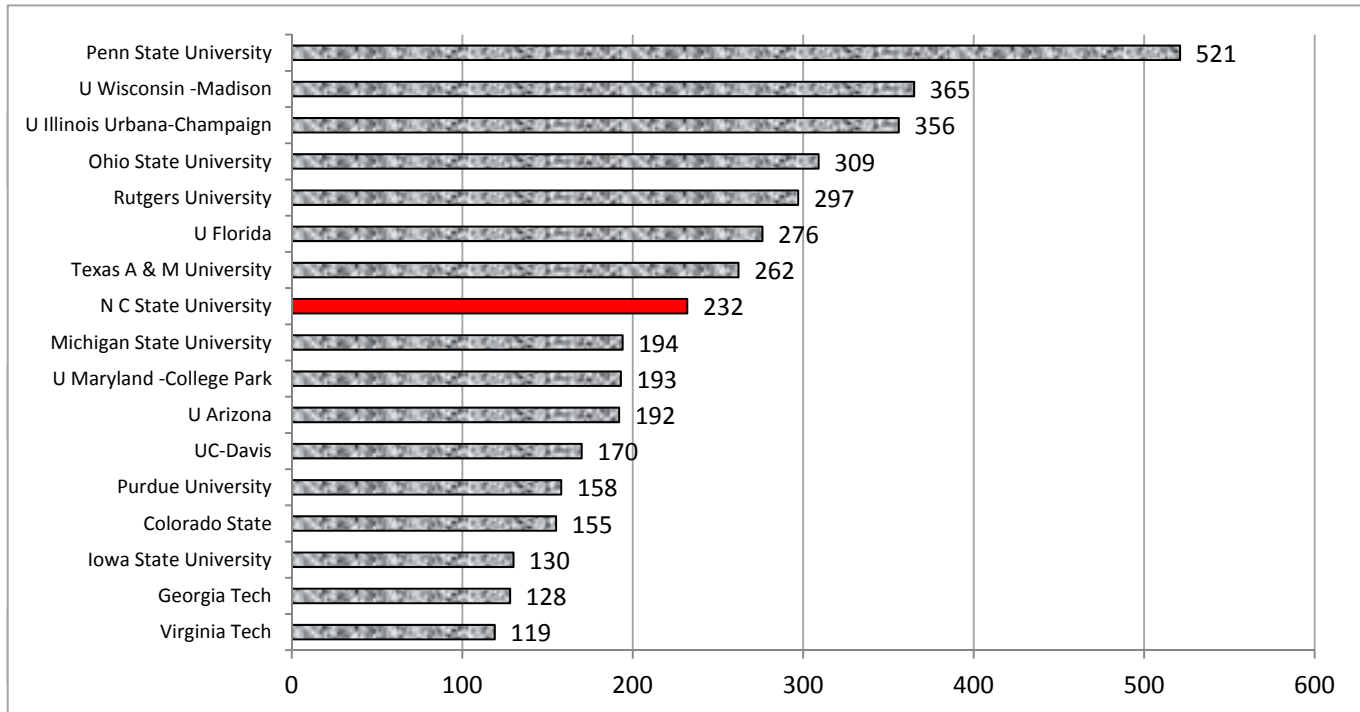
2011 University Library Investment

Institution	Total Prof. + Support Staff	Total Materials Expenditures	Professional Salaries & Wages	Total Library Expenditures
Penn State University	521	\$18,336,588	\$11,551,296	\$48,633,920
Ohio State University	309	\$14,289,378	\$10,332,697	\$44,781,264
U Illinois Urbana-Champaign	356	\$16,520,549	\$11,499,932	\$43,476,914
U Wisconsin -Madison	365	\$11,478,784	\$15,243,662	\$41,892,634
Texas A & M University	262	\$17,923,344	\$8,900,822	\$38,300,133
U Florida	276	\$13,699,233	\$7,090,792	\$33,503,188
Rutgers University	297	\$10,728,264	\$7,808,315	\$32,212,672
N C State University	232	\$11,209,938	\$8,200,429	\$32,002,683
Michigan State University	194	\$14,389,983	\$5,338,077	\$29,342,713
U Arizona	192	\$13,884,967	\$5,016,894	\$28,017,643
U Maryland -College Park	193	\$11,944,076	\$7,413,296	\$27,557,302
Purdue University	158	\$11,477,088	\$5,569,045	\$24,968,118
Iowa State University	130	\$12,222,241	\$3,072,234	\$20,273,557
Colorado State	155	\$6,768,578	\$3,095,942	\$18,937,624
UC-Davis	170	\$8,338,203	\$4,163,141	\$18,469,580
Virginia Tech	119	\$8,409,420	\$2,480,104	\$15,561,621
Georgia Tech	128	\$6,610,424	\$3,087,877	\$12,892,996

(Source: The Association of Research Libraries (ARL) is a nonprofit organization of the major research libraries in the US and Canada. The four variables used to determine the ARL investment index scores for each institution are: total professional plus support staff, total materials expenditures, professional salaries & wages, and total library expenditures). For more information, e-mail: Lewis_Carson@ncsu.edu

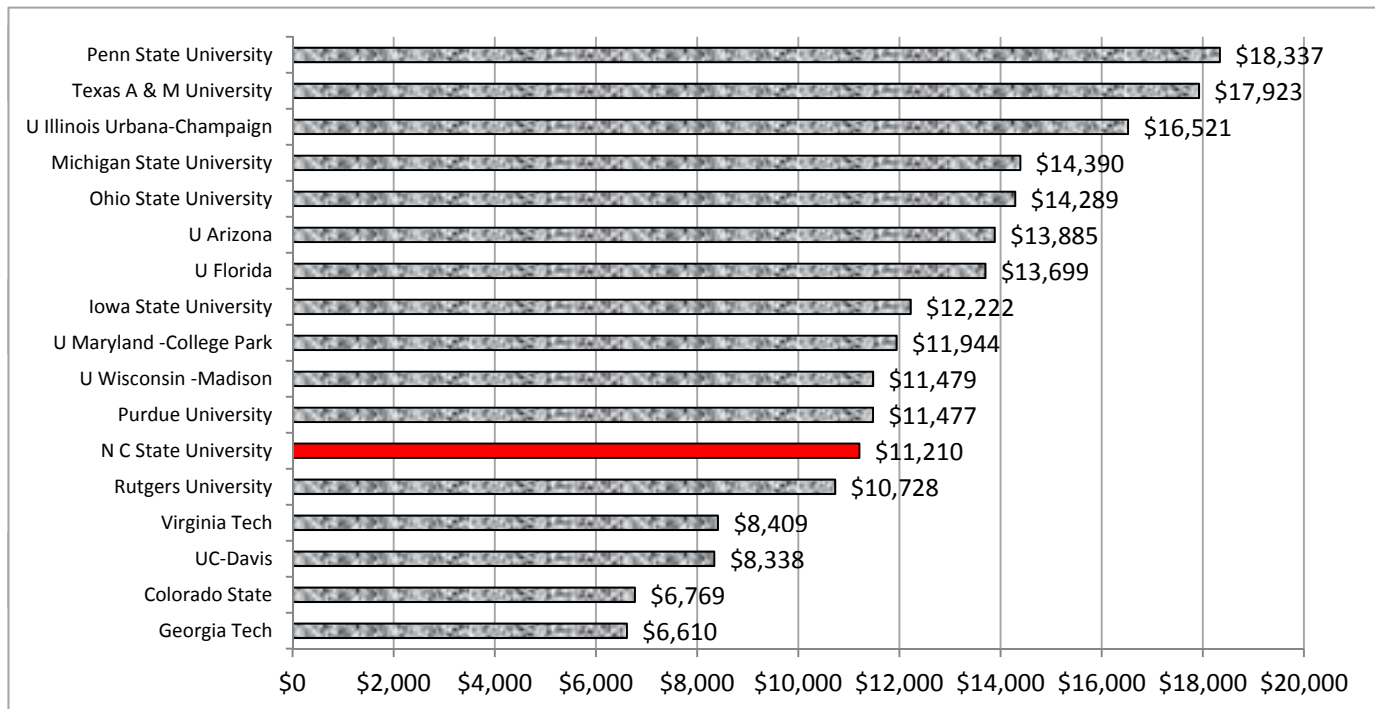
NC State University Peer Comparison of American Research Libraries

2011 Professional and Support Library Staff



Source: The Association of Research Libraries (ARL)

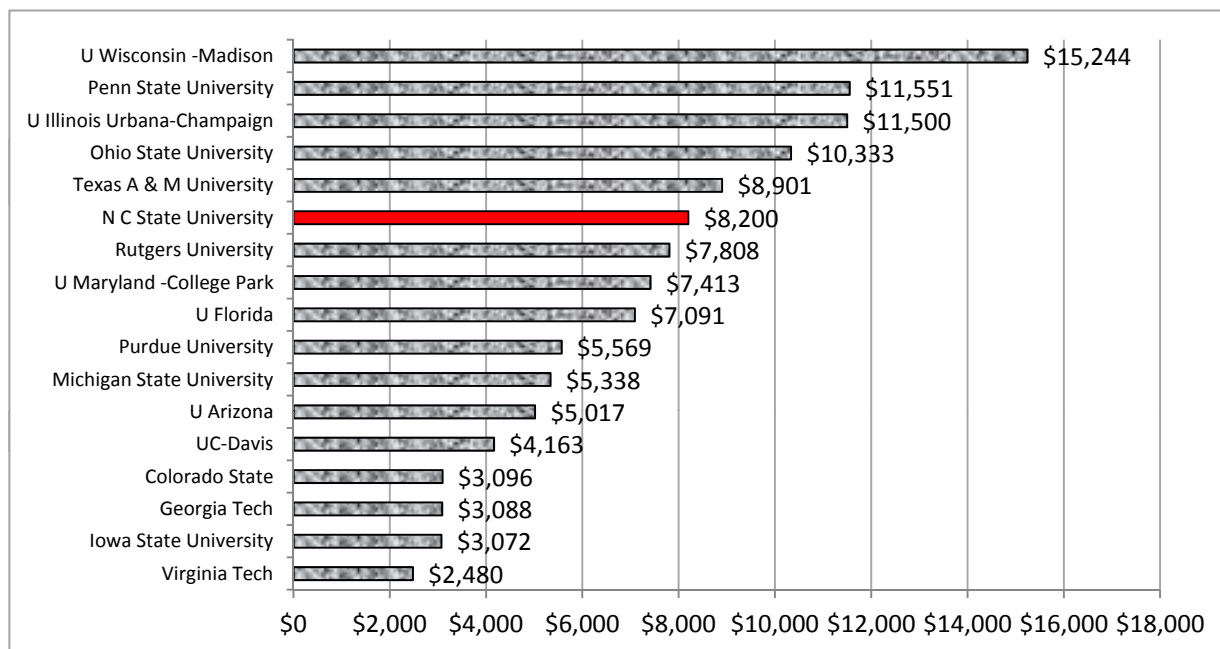
2011 Total Materials Expenditures (in \$1000s)



Source: The Association of Research Libraries (ARL)

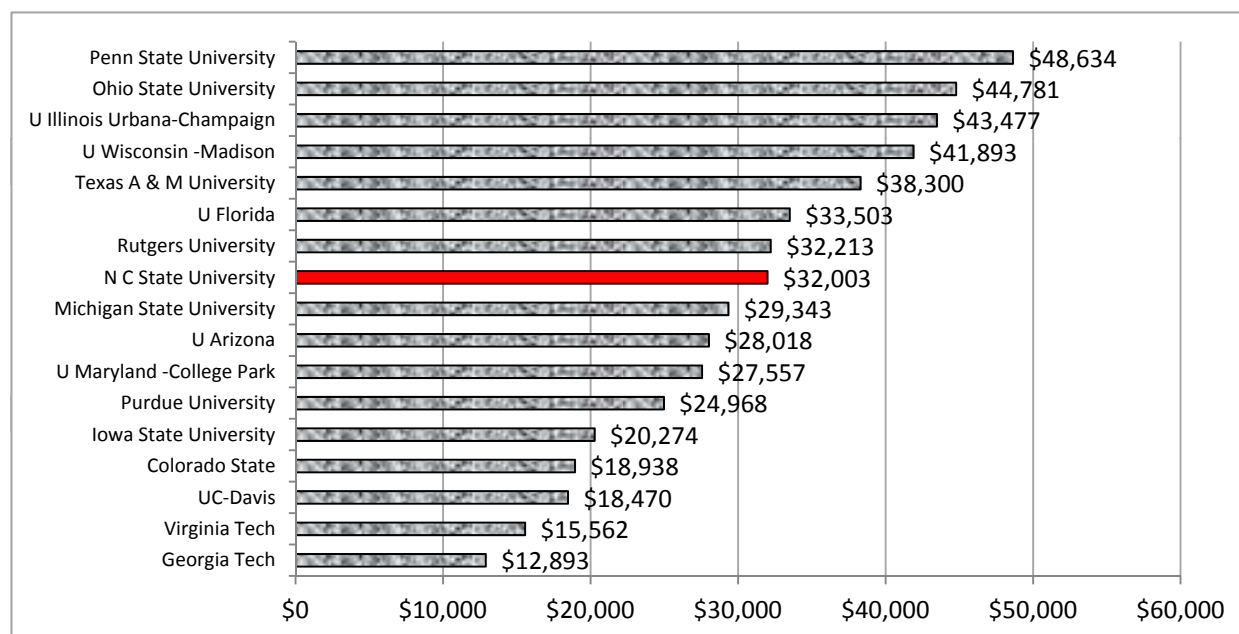
NC State University Peer Comparison of American Research Libraries

2011 Professional Salaries & Wages (in \$1000s)



Source: The Association of Research Libraries (ARL)

2011 Total Library Expenditures (in \$1000s)



(Source: The Association of Research Libraries (ARL) is a nonprofit organization of the major research libraries in the US and Canada. The four variables used to determine the ARL investment index scores for each institution are: total professional plus support staff, total materials expenditures, professional salaries & wages, and total library expenditures). For more information, e-mail: Lewis_Carson@ncsu.edu